

Year 1/2 Curriculum Spring Term 1 2025

Dear parents/carers,

Welcome back! We hope you had a wonderful Christmas break and a very Happy New Year! We are excited to welcome the children back to school for another half term of fantastic learning.

The children have a fun filled half term in store for them. Please read to find out more information about what the children will be learning at school and how you can support them at home.

Kind regards,

The Year 1/2 team

Key vocabulary for the upcoming theme:

Science: material, wood, plastic, metal, glass, rock, fabric, properties, absorbent, bendy, flexible, prediction, waterproof, hard, rough, rigid, shiny, smooth, soft, stiff, compare, similarities, differences, twist, bend, squash, stretch, break, reversible, irreversible, changed, absorb, crumbly, strongest, suitability, shape, solid, object, melt, squashing

DT: explore, evaluate, design, effectiveness, materials, slider, lever, fastener, pivot, movement, mechanisms, card, scissors, like, dislike, D&T

History: chronology, reign, ruled, coronation, timeline, past, monarch, Queen, Queen Elizabeth I, Queen Victoria, Queen Elizabeth II, old fashioned, clothes, ruff, horseback, factories, horse and cart, carriages, modern, sources, evidence, important, changes, significant, commemorated

Computing: information, technology, computer, laptop, tablet, screen, mouse, keyboard, camera, memory stick, virtual assistant, printer, interactive whiteboard, projector, job, communicate, play, barcode, till, scan, BeeBot, TV, games, console, rules, safety, mindful, connect, active, creative

Theme

Our theme for this half term is **Turrets, Tunnels and Towers** and it will focus on the following subjects within the children's theme and English lessons.

English: The children will be looking at the book *The Egg* by M P Robertson. The children will be writing their own setting description of the magical caves in the story, generating amazing adjectives and questions. They will also be writing an explanation text on how to build a dragon machine and how it works. The Year 1s will be focusing on using capital letters at the beginning of a sentence, using full stops at the end of a sentence, orally rehearsing sentences, using adjectives to describe, write sentences, editing and improving writing. Our Year 2s will be using question marks at the end of questions and, orally rehearsing sentences, using adjectives to describe, using commas in a list and writing sentences using capital letters and correct punctuation, editing and improving writing.

Science: In Science, the children will name a variety of everyday materials and distinguish between objects and the material from which it is made identifying their suitability for different purposes. They will describe the simple physical properties of the materials, compare them, group them and explore how they can be changed. They will carry out a fair test to identify the best rock type for building castle walls.

Computing: Learners will develop their understanding of what information technology (IT) is and will begin to identify examples. They will discuss where they have seen IT in school and beyond, in settings such as shops, hospitals, and libraries. Learners will then investigate how IT improves our world, and they will learn about the importance of using IT responsibly.

History In History, the children will study the lives of Elizabeth I, Victoria, Elizabeth II and how they have contributed to national and international achievements. They will answer an enquiry question using their newly gained knowledge of the similarities and differences of the three monarchs. They will create a pop-up museum of their findings.

Key notices:

- Please ensure children bring their planner into school every day. These will be checked at least once a week by the class teacher.
- Library day is Wednesday for all Year 1 and 2 classes.
- PE days: Kingfishers Thursday and Friday, Butterflies and Robins Tuesday and Friday.
- Please make sure your child's PE kit is labelled and in school every day. If your child cannot undertake PE for any reason, they need to bring in a note explaining why.
- As the weather starts to get colder, please ensure children have named coats as well as long jogging bottoms/ leggings and layers for PE- thank you!

Home learning reminder

The children should be heard reading at home every day. Please record this in their planner. Thank you!

In Year 2, we use Spelling Shed your child's login is in the front page of their planner. We will set them a spelling rule each week and test them on the rule on Monday. Year 1 will continue with our Success for All phonics scheme. We will put the phonics sound the children have been learning on SeeSaw each week so you can practise this at home.

We will continue to use a mixture of SeeSaw and paper copies of homework. They will go out on a Friday and need to be returned for the following Wednesday.

Planners are checked by the child's class teacher once a week, please make sure the planner has a parent signature. Thank you!

Year 1/2 Support at Home

Below are some ideas of what you can do with your child over the next half term to support the learning at school:

Practise:

- Spelling checks will take place every Monday for Y2s. Please support your child by discussing the current week's phonics sound / spelling rules with them and the spellings they are learning.
- In Year 1, children should practise the sound they are working on that week; this can be found on SeeSaw.
- Y2s can practise their Spellings on Spelling Shed.
- Counting in 2s (Year 1), counting in 2s, 5s and 10s (Year 2). Can you find opportunities around the house to do this? Counting socks, coins of different values.

Play:

- Exploring numbers up to 50.
- King and Queens!
- With different materials and experiment to find out the properties of the different materials.
- With adult supervision on different IT devices at home- what do they do? How do they make our lives easier?
- With levers and sliders around the home- study the mechanism and how they work.

Talk and explore:

Here are some example ideas to generate discussion about what we will be doing at school.

Role Play as Royalty: Children imagine life as a king or queen, considering what they would wear and do.

Materials Challenge: Test which materials float or sink, or keep things warm or cold.

Exploring Devices: Discuss common devices (smartphones, computers) and how children use them for activities like playing games or watching videos.

Levers and Sliders: Introduce levers (e.g., see-saw) and sliders (e.g., drawer), using simple household examples to demonstrate how they work.

Read:

- Please continue to read with your child at home and discuss the characters and the themes in their books. When reading, please make a note in their planners.
- Please read a range of fiction and non-fiction books.
- Over the half term, we will be looking at the following books: The Egg by M P Robertson. Y2s will also look at So You Think You've Got It Bad? A Kid's Life in a Medieval Castle and George and the Dragon.
- Please see book suggestions below for more books to explore.

Year 1/2 Home Learning

Spelling

For Year 1 the week's phonics sound, shared reader and phonics practise words will be sent out on SeeSaw each week. Please practise these at home. The children will be informally assessed on their spelling of the week's sound. In Year 2, spellings will be set on Spelling Shed each week and the children will be tested every **Monday** in their planner. There will be 5 words that follow the sound or rule we are learning in class and 1 red word (tricky word) or recap a rule or sound we have already looked at.

Maths

Maths home learning will be set via Seesaw/ sent out via paper copy on alternate Fridays with the expectation that the task will be completed by the following Wednesday.

The tasks that are will be in line with what the children have been learning that week in Maths, or they may look ahead to what we will be doing the following week.

Here are some example questions and concepts to generate discussion about what we will be doing at school.

- Counting forwards and backwards from different numbers, e.g. 7, 8, 9, or 11, 12, 13, 14.
- Adding quantities together using objects or pictures to help.
- Subtracting one quantity from another using objects or pictures to help.
- Explore multiplication by finding equal groups of objects, e.g. pairs of socks.
- Explore sharing between groups, e.g. share a chocolatey treat equally between your family!

English

English home learning will be set via Seesaw/ paper copies on alternate Fridays with the expectation that the task will be completed by the following Wednesday.

The tasks that are set will either link to the children's learning at school or they may be a spelling, punctuation and grammar activity or a reading task.

Here are some example questions to generate discussion about what we will be doing at school...

- Can you write a question you'd ask a member of the royal family? Don't forget a question mark.
- Can you use adjectives to describe a castle?
- Can you play a game of Simon Says using imperative verbs and commands?

Reading



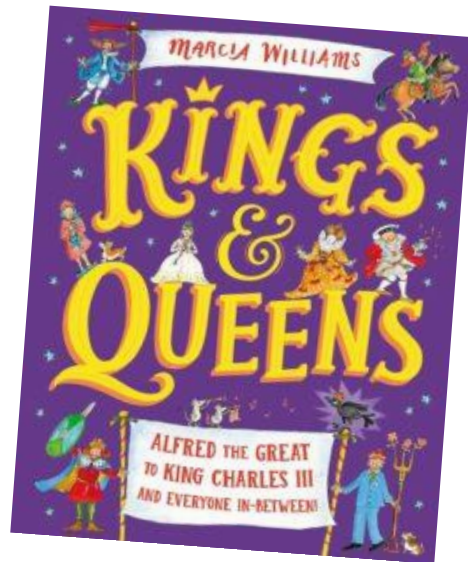



We always promote a love of reading, as it underpins all of the learning we do at school. Our curriculum includes exploration of a range of books, the children will have weekly trips to the library where they will be issued with a book of their choice and your child will continue to bring home a reading book, which is matched to their reading ability.

We expect the children to be reading five times a week at home with an adult. Please **record this in the planner every week**. We are happy for you to read to your child, share audio books, take turns in reading pages etc. but the most important thing is to talk about what has been read.

Planners will be collected once a week, to look at the children's reading log, and returned the following day.

In Year 1, children continue to follow the Success for All Phonics scheme. They will learn a sound a week and this sound will be sent home via SeeSaw so you can practise it at home. Your child will also have a book matched with the sound they are working on at school, make sure to listen to your child reading this at home.

Books to explore...



English

Create a Royal Adventure Story where children imagine themselves as kings, queens, or knights in a castle. They could draw their castle and characters, then perform or write their own a short story about an adventure.



TURRETS, TOWERS AND TUNNELS

Home Enrichment Opportunities

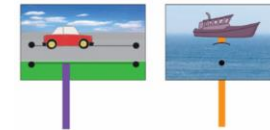


DT

Can you find slider and lever mechanisms in your home?

e.g. (sliders) sliding lock, sliding drawers, sliding puzzles

e.g. (levers) door handle, wheelbarrow, scissors, can opener



History

Can you find out any information about current or previous Kings and Queens?

You could even find out what other countries have Kings and Queens too!



Science

Explore the properties of different materials you can find... is it hard/ soft? Is it bendy/ rigid? Is it smooth/ rough?

You could test whether materials are waterproof, unbreakable or transparent.

Everyday Materials



Computing

Can you find all of the information technology (IT) devices in your home?

You might find, laptops, desktop computers, tablets, virtual assistants (alexa etc.), TV. What else can you find?

