

Year 1/2 Curriculum Autumn Term 2 2024

Dear parents/carers,

Welcome back! We hope you had a lovely, restful half term break and we hope the children are feeling ready to get back to school! We are excited to welcome them back to another half term of exciting learning.

Autumn term 2 is always very special and exciting with the run up to Christmas. The children will be busy practising the nativity ready to perform on the 17th and 18th of December- we are excited to get started!

Please see suggested activities and reading to extend the children's learning at home and do not forget home learning is sent home every Friday either on SeeSaw or in the children's home learning books.

Kind regards,

The Year 1/2 team

Key vocabulary for the upcoming theme:

Science: plant, water, sunlight, soil, nutrients, leaves, absorb, anchor, roots, trunk, branch, tree, evergreen, deciduous, autumn, spring, seasons, flowers, oak tree, birch tree, hazel tree, sycamore tree, pampas grass, holly, sunflower, tulip, daffodil, snowdrop.

Art: Vincent Van Gogh, Georgia O'Keeffe, nature, woodland, leaf, flower, primary colours, secondary colours, observational sketch, leaf rubbing, chalk mixing clay, paint, print, tile.

Geography: school, train station, fieldwork, observation, village, settlement, landmarks, route, map, human, physical, sights, sound, woodland, trees, stream, river, hill, road, church, North, East, South, West.

Theme

Our theme for this half term will be **The Enchanted Woodland** and it will focus on the following subjects within the children's theme and English lessons:

English: The children will be looking at the books *The Magic Faraway Tree* and *Tidy*. They will be writing a fictional story based on *The Magic Faraway Tree* and they will be writing a letter based on the book, *Tidy*. The Year 1s will be focusing on using capital letters at the beginning of a sentence, using full stops at the end of a sentence, orally rehearsing sentences, using adjectives to describe, write sentences using capital letters and correct punctuation, editing and improving writing. Our Year 2s will be using question marks and exclamation marks at the end of questions and exclamations, orally rehearsing sentences, using adjectives to describe, write sentences using capital letters and correct punctuation, editing and improving writing.

Science: In Science, the children will be learning all about plants and trees. They will be investigating what plants need to grow healthily, developing an understanding of trees, including the structure of trees and whether trees are deciduous or evergreen. The children will identify parts of a plant (roots, stem, leaves, and flowers) and identify and name a variety of common plants around the school grounds.

Art and Design: In Art and Design, the children will explore the work of artists Vincent Van Gogh and Georgia O'Keeffe. They will focus on the artists' use of shape and colour to make their nature themed artwork. The children will explore the patterns of leaves through leaf rubbing and drawing the other half of a leaf. They will also investigate using primary colours to make secondary colours. They will finally work towards making a clay leaf decoration, painted with secondary colours.

Geography: In Geography, the children will be learning more about their local area. They will draw maps of Botley and learn about the human and physical features. They will perform fieldwork on a local visit around Botley and use aerial photographs to recognise local landmarks. They will develop their understanding of reading and drawing maps with symbols and keys. The children will also explore the use of compass directions and locational and directional language.

Key notices:

- Please ensure children bring their planner into school every day. These will be checked at least once a week by the class teacher.
- Library day is Wednesday for all Year 1 and 2 classes.
- PE days: Kingfishers Thursday and Friday, Butterflies and Robins Tuesday and Friday.
- Please make sure your child's PE kit is labelled and in school every day. If your child cannot undertake PE for any reason, they need to bring in a note explaining why.
- As the weather starts to get colder, please ensure children have named warm clothes for everyday and in their PE kits- thank you!

Home learning reminder

The children should be heard reading at home every day. Please record this in their planner. Thank you!

In Year 2, we use Spelling Shed your child's login is in the front page of their planner. We will set them a spelling rule each week and test them on the rule on Monday. Year 1 will continue with our Success for All phonics scheme. We will put the phonics sound the children have been learning on SeeSaw each week so you can practise this at home.

We will continue to use a mixture of SeeSaw and paper copies of homework. They will go out on a Friday and need to be returned for the following Wednesday.

Planners are checked by the child's class teacher once a week, please make sure the planner has a parent signature. Thank you!

Year 1/2 Support at Home

Below are some ideas of what you can do with your child over the next half term to support the learning at school:

Practise:

- Spelling checks will take place every Monday for Y2s. Please support your child by discussing the current week's phonics sound / spelling rules with them and the spellings they are learning.
- In Year 1, children should practise the sound they are working on that week; this can be found on SeeSaw.
- Y2s can practise their Spellings on Spelling Shed.
- Counting in 2s (Year 1), counting in 2s, 5s and 10s (Year 2). Can you find opportunities around the house to do this? Counting socks, coins of different values.

Play:

- Exploring numbers up to 20.
- By finding and making leaf rubbings.
- Go on an autumnal walk and look around at what you can find e.g. acorns, conkers, leaves. What sounds do they make? What animals are out at this time of year?
- Enjoy playing in the leaves and splashing in the puddles!

Talk and explore:

Here are some example questions to generate discussion about what we will be doing at school.

- Take a walk around your local area. Can you identify 3 physical and three human features?
- Discuss the different parts of a plant and why these are important e.g. the roots absorb water.
- Can you have a go at prints or rubbings of things that you find in your garden, local area, on your walk to school etc.

Read:

- Please continue to read with your child at home and discuss the characters and the themes in their books. When reading, please make a note in their planners.
- Please read a range of fiction and non-fiction books.
- Over the half term, we will be looking at the following books: The Magic Faraway Tree and Tidy. Y2s will also look at One Winter's Day and The Snowflake.
- Please see book suggestions below for more books to explore.

Year 1/2 Home Learning

Spelling

For Year 1 the week's phonics sound, shared reader and phonics practise words will be sent out on SeeSaw each week. Please practise these at home. The children will be informally assessed on their spelling of the week's sound. In Year 2, spellings will be set on Spelling Shed each week and the children will be tested every **Monday** in their planner. There will be 5 words that follow the sound or rule we are learning in class and 1 red word (tricky word) or recap a rule or sound we have already looked at.

English

English home learning will be set via Seesaw/ paper copies on alternate Fridays with the expectation that the task will be completed by the following Wednesday.

The tasks that are set will either link to the children's learning at school or they may be a spelling, punctuation and grammar activity or a reading task.

Here are some example questions to generate discussion about what we will be doing at school...

What is a sentence? How do we start them? How do we punctuate them?

What is your favourite story? Can you use actions to help you retell the story? Can you draw a picture to show what happens in the story? Can you rewrite the story?

Maths

Maths home learning will be set via Seesaw/ sent out via paper copy on alternate Fridays with the expectation that the task will be completed by the following Wednesday.

The tasks that are will be in line with what the children have been learning that week in Maths, or they may look ahead to what we will be doing the following week.

Here are some example questions and concepts to generate discussion about what we will be doing at school.

- Explore the concept of a part of a whole (fractions) - cutting a part of a pizza/ cake.
- Explore using measure to find the weight/ length/ capacity of different things.
- Explore sequencing time and telling the time to o'clock and half past.
- Explore 2d and 3d shapes, recognising the properties including edges, sides and faces.

Reading

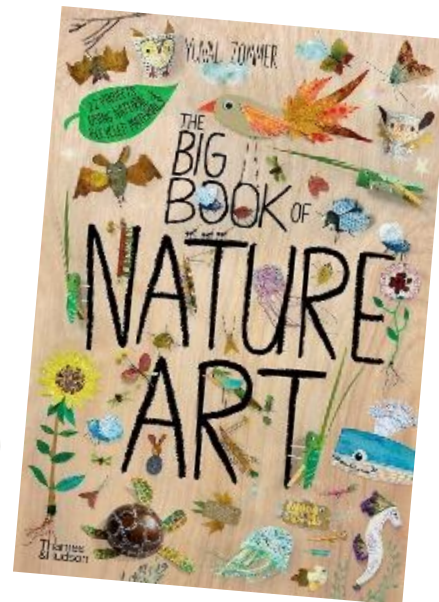



We always promote a love of reading, as it underpins all of the learning we do at school. Our curriculum includes exploration of a range of books, the children will have weekly trips to the library where they will be issued with a book of their choice and your child will continue to bring home a reading book, which is matched to their reading ability.

We expect the children to be reading five times a week at home with an adult. Please **record this in the planner every week**. We are happy for you to read to your child, share audio books, take turns in reading pages etc. but the most important thing is to talk about what has been read.

Planners will be collected once a week, to look at the children's reading log, and returned the following day.

In Year 1, children continue to follow the Success for All Phonics scheme. They will learn a sound a week and this sound will be sent home via SeeSaw so you can practise it at home. Your child will also have a book matched with the sound they are working on at school, make sure to listen to your child reading this at home.

Books to explore...



English

Can you visit a woodland and record or write your description of the place around you? You could describe what you can see, what you can hear, what you can smell, how the place makes you feel.



see



hear



smell



feel

THE ENCHANTED WOODLAND

Home Enrichment Opportunities



Music

Use your voice to make common woodland sound. You could try howling wind, crunching leaves or birds chirping.

Watch this amazing video for inspiration:

<https://www.youtube.com/watch?v=h72cgHT4imE>



Geography

Can you collect data on what different leaf colours you can find in a woodland area near you? You could use the table below to help you. 😊

Leaf colour	Quantity
Green	
Yellow	
Orange	
Brown	

Art and Design

Create a nature collage! Use natural resource, like sticks and leaves to make a collage of a subject of your choice, you could do a self-portrait.



Science

Go on a tree spotting hunt... Can you find any evergreen trees? Can you find any deciduous trees?

