

# Year 1/2 Curriculum Autumn Term 1 2024

Dear Parents,

Welcome to Year 1/2! We hope you have enjoyed your summer holidays and we hope the children are looking forward to starting in their new classes. The team have been busy planning themes for the year and we cannot wait to get started!

Please see suggested activities and reading to extend the children's learning at home.

Please could your child bring in a named teddy bear to draw in art; Kingfisher class on Tuesday, Butterflies on Monday and Robins on Thursday. Thank you!

We look forward to seeing you very soon!

Kind regards,

The Year 1/2 team

## Key vocabulary for the upcoming theme:

**History:** Before, after, new, old, source, evidence, historian, material, same, different, indoor, outdoor, then, now, past, present

**Art:** observe, features, line, shape, straight, stroke, curve, texture, length, short, long, sketch, light, dark, tone, colour, digital, edit,

**Computing:** Sketch Book, app, edit, change, tools

**DT:** evaluate, product, wood, frame, prototype, measure, cut, attach

## Theme

Our theme for this half term will continue to be **Toy Time Travellers** and it will focus on the following subjects within the children's theme and English lessons:

**English:** The children will be looking at the book, Ratty Tatty and retelling/rewriting the story. They will be focusing on their use of capital letters, full stops, question marks and exclamation marks, as well as applying their growing phonics knowledge into their stories. We will then look at the story, Major Glad, Major Dizzy where the children will be writing a riddle about a toy of their choice. The children will be developing their use of adjectives and conjunctions. The Year 2s will also apply their knowledge on expanded noun phrases to up level their writing further.

**History:** In History, the children will be looking at toys from the past! The children will be learning all about the history of toys, thinking about how they have changed over time. They will be using historical sources to find out about toys from the past and what they were like, comparing them to modern day toys.

**Art and Design:** In Art and Design, the children will explore the work of artists who draw toys and be given the opportunity to sketch their own teddy bear and add colour using art materials, they will then be able to modify these pieces of artwork in their Computing lessons, before making a frame for them in their Design and Technology lessons.

**Computing:** In Computing, the children will be using the app, Sketchbook, to edit, change and enhance their artwork of a teddy bear. They will develop their skills for safely using iPads, exploring the different tools on Sketchbook, saving their work and sending their work to print.

**Design and Technology:** The children will have a fantastic time with their DT learning this half term! They will be exploring and evaluating existing photo frames and designing their own before making their own photo frame and finally evaluating their effectiveness. They will have a design criteria which they will aim to fulfil in the process of making their own photo frame, including the photo frame being strong, holding a picture and the wood being attached securely. We will be inviting families in to look at our fantastic artwork and photo frames on **Monday 21<sup>st</sup> October at 3:10-3:30**. Come along if you can!

## Key notices:

- Please ensure children bring their planner into school every day. These will be checked at least once a week by the class teacher.
- Library day is Wednesday for all Year 1 and 2 classes.
- PE days: Kingfishers Thursday and Friday, Butterflies and Robins Tuesday and Friday.
- Please make sure your child's PE kit is labelled and in school every day. If your child cannot undertake PE for any reason, they need to bring in a note explaining why.
- As we continue to have lovely warm weather please make sure you bring in hats and apply sun cream on your child. Please ensure your child has shorts for PE too.

## Home learning reminder

The children should be heard reading at home every day. Please record this in their planner.

In Year 2, we use Spelling Shed your child's login is in the front page of their planner. We will set them a spelling rule each week and test them on the rule on Monday. Year 1 will continue with our Success for All phonics scheme. We will put the phonics sound the children have been learning on SeeSaw each week so you can practise this at home.

We will continue to use a mixture of SeeSaw and paper copies of homework. They will go out on a Friday and need to be returned for the following Wednesday.

Planners are checked by the child's class teacher once a week, please make sure the planner has a parent signature. Thank you!

# Year 1/2 Support at Home

Below are some ideas of what you can do with your child over the next half term to support the learning at school:

## **Practise:**

- Spelling checks will take place every Monday for Y2s. Please support your child by discussing the current week's phonics sound / spelling rules with them and the spellings they are learning.
- In Year 1, children should practise the sound they are working on that week, this can be found on SeeSaw.
- Continue to practise number facts, such as number bonds to 10 (e.g.  $8+2=10$ ), number bonds to 20 ( $18+2=20$ ) and number bonds to 100 ( $80+20=100$ ) as well as counting in steps of 2s, 5s and 10s.

## **Play:**

- Exploring numbers up to 20.
- With toys, old and new! Explore toys older family members or neighbours had and play with them.
- Play with art materials at home. Can you use them to create art work of your favourite toy?
- As a shopkeeper, selling photo frames. How much would you sell different frames for and why?

## **Talk and explore:**

Here are some example questions to generate discussion about what we will be doing at school.

- What punctuation can we use at the end of a sentence?
- What is the difference between fiction and non-fiction? Which do you prefer? Why?
- Talk to an older family member or neighbour about the toys they had when they were little.
- Explore photo frames in your house or in the shops- which do you like? Why?
- Explore the SketchBook app on a tablet.

## **Read:**

- Please continue to read with your child at home and discuss the characters and the themes in their books. When reading, please make a note in their planners.
- Please read a range of fiction and non-fiction books.
- Over the half term, we will be looking at the following books: Ratty Tatty and Major Glad, Major Dizzy. Y2s will also look at Lost in the Toy Museum, Toys in Space and Terrific Toys in the Past.
- Please see book suggestions below for more books to explore.

# Year 1/2 Home Learning

## Spelling

For Year 1 the week's phonics sound, shared reader and phonics practise words will be sent out on SeeSaw each week. Please practise these at home. The children will be informally assessed on their spelling of the week's sound. In Year 2, spellings will be set on Spelling Shed each week and the children will be tested every **Monday** in their planner. There will be 6 words that follow the sound or rule we are learning in class or recap a rule or sound we have already looked at.

## English

English home learning will be set via Seesaw/ paper copies on alternate Fridays with the expectation that the task will be completed by the following Wednesday.

The tasks that are set will either link to the children's learning at school or they may be a spelling, punctuation and grammar activity or a reading task.

Here are some example questions to generate discussion about what we will be doing at school...

What is a sentence? How do we start them? How do we punctuate them?

What is your favourite story? Can you use actions to help you retell the story? Can you draw a picture to show what happens in the story? Can you rewrite the story?

## Maths

Maths home learning will be set via Seesaw/ sent out via paper copy on alternate Fridays with the expectation that the task will be completed by the following Wednesday.

The tasks that are will be in line with what the children have been learning that week in Maths, or they may look ahead to what we will be doing the following week.

Here are some example questions to generate discussion about what we will be doing at school. Not all of these will be covered at the beginning of the term.

- Explore numbers up to 20. Can you confidently count from 0-20. Can you count backwards from 20-0?
- Can you count in 2s, 5s and 10s?
- Use resources to represent numbers up to 50.
- How many tens and ones are there in numbers up to 50?
- Use resources to support adding numbers together and taking numbers away from each other.

## Reading


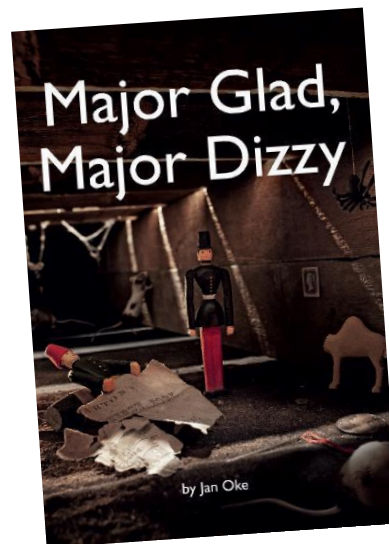



We always promote a love of reading, as it underpins all of the learning we do at school. Our curriculum includes exploration of a range of books, the children will have weekly trips to the library where they will be issued with a book of their choice and your child will continue to bring home a reading book, which is matched to their reading ability.

We expect the children to be reading five times a week at home with an adult. Please **record this in the planner every week**. We are happy for you to read to your child, share audio books, take turns in reading pages etc. but the most important thing is to talk about what has been read.

*Planners will be collected once a week, to look at the children's reading log, and returned the following day.*

In Year 1, children continue to follow the Success for All Phonics scheme. They will learn a sound a week and this sound will be sent home via SeeSaw so you can practise it at home. Your child will also have a book matched with the sound they are working on at school, make sure to listen to your child reading this at home.

Books to explore...



## History

Interview a member of your family to find out which toys they played with as a child, what the toys were made from, what they liked about them and who gave them to them.



# Toy Time Travellers

## Home Enrichment Opportunities



## Art

Have a go at sketching different toys. Use these clips to help you..

Sketching a football

<https://www.youtube.com/shorts/3pAJRTry9MI>

Sketching Forky from Toy Story

<https://www.youtube.com/watch?v=yTWSH4ShqyA>

Sketching a Lego person

<https://www.youtube.com/watch?v=wDZZVVB4WXY>

## Computing

Can you use the Sketchbook App to design your own toy?



How about designing one for someone else who has different interests to you?



## Design Technology

Can you photograph all of the photo frames around your house? Are they all the same? What materials are they made out of?

