

Year 1/2 Curriculum Autumn Term 2 2023

Dear Parents,

We hope you had a lovely half term break and welcome back to Autumn Term 2!

This half term will be full of exciting learning, including a fairy tale performance on the children's first day back to school, and the Christmas countdown! The children will be busy practising our nativity ready to perform on the 12th and 13th of December- we are excited to get started!

Please see suggested activities and reading to extend the children's learning at home and don't forget home learning is sent home every Friday either on SeeSaw or in the children's home learning books.

We look forward to seeing you soon!

Kind regards,

The Year 1/2 team

Key vocabulary for the upcoming theme:

Squash, stretch, roll, twist, bend, stretch, predict, insulator, materials, conductor, absorb, waterproof, thermal, translucent, transparent, opaque, foil, fabric, wood, metal, design, plan, pattern, symmetry, purpose, material, needle, thread, hazard, accurate, cutting, running stitch, evaluate, fairy tale, character, puppet, purpose, quality, strong, features, laptop, bold, scroll, keyboard, format, italic, click, right click, font, underline, mouse, Microsoft Word, copy, image, paste, size

Theme:

Our theme for this half term will continue to be **Who is Afraid of the Big Bad Wolf?** and it will focus on the following subjects within the children's theme lessons:

English: We will be using the fantastic story, The Last Book Before Bedtime, to drive our first piece of writing. The children will be rewriting a famous fairy tale using first person and past tense. Once we have explored plenty of well known fairy tales, the children will then have the opportunity to innovate their very own creative fairy tale, drawing on what they know about fairy tales. Finally, the children will use the story Little Red Riding Hood to write a clear set of instructions on how to catch the Big Bad Wolf.

Computing: In Computing, the children will be creating missing fairy tale creature posters. The children will be logging into laptops, opening Microsoft Word, typing and formatting text, including changing font, colour and using bolds, italic and underline, they will explore using right click to copy and paste images and they will learn to save their work onto our shared system.

Science: In Science, we will be exploring different materials and the properties of materials. Firstly, our Year 1s will explore what a material is and what materials everyday objects are made from, they will then begin to group the materials into categories based on their physical properties, they'll then investigate which materials are best for which purpose. Our Year 2s will build on this by looking at objects made from different materials and exploring the suitability of the materials for different purposes, they will also explore what happens to different materials when they are twisted/bent/squashed and stretched.

DT: We will be sewing our very own hand puppets! They will evaluate existing hand puppets to think carefully about their design. They will then practise running stitch sewing skills in preparation of sewing their own! Then finally they will sew together felt to create their hand puppets, evaluating the design afterwards.

Music: The children will be participating in our KS1 Nativity, where they will be singing a variety of songs, using their knowledge of tempo, pitch and volume to best show off their singing skills! A number of children will choose to speak aloud to the audience, as narrators or actors within our performance. They will certainly be embodying our Heart Value of Courage in doing this!

Key notices:

- Please ensure children bring their planner into school every day. These will be checked at least once a week by the class teacher.
- Library day is **Wednesday** for all Year 1 and 2 classes.
- PE days: Kingfishers Tuesday and Thursday, Ladybirds Tuesday and Wednesday, Butterflies and Robins Monday and Wednesday.
- Please make sure your child's PE kit is labelled and in school every day. If your child cannot undertake PE for any reason, they need to bring in a note explaining why.
- As the cold weather sets in, it is important that the children have appropriate cold weather clothing- please make sure this is named!

Home learning reminder

The children should be heard reading at home every day. Please record this in their planner.

In Year 2, we are using a new programme for our spellings called Spelling Shed. Your child's login is in the front page of their planner. We will set them a spelling rule each week and test them on the rule on Monday. Year 1 will continue with our Success for All phonics scheme. We will put the phonics sound the children have been learning on SeeSaw each week so you can practise this at home.

We will continue to use a mixture of SeeSaw and paper copies of homework. They will go out on a Friday and need to be returned for the following Thursday.

Planners are checked by the child's class teacher every Monday in Y2 and Thursday in Y1, please make sure the planner has a parent signature. Thank you!

Year 1/2 Support at Home

Below are some ideas of what you can do with your child over the next half term to support the learning at school:

Practise:

- Spelling tests will take place every Monday. Please support your child by discussing the current week's phonics sound / spelling rules with them and the spellings they are learning.
- In Year 1, children should practise the sound they are working on that week, this can be found on SeeSaw.
- Continue to practise number facts, such as number bonds to 10 (e.g. $8+2=10$), number bonds to 20 ($18+2=20$) and number bonds to 100 ($80+20=100$) as well as counting in steps of 2s, 5s and 10s.

Play:

- On Microsoft Word- how can you add text and pictures? How can you change how they look?
- As a waste collector! Can you sort rubbish into different categories?
- Karaoke games! What songs can you sing- can you sing them at different volumes, pitch and tempo?
- A fairy tale game! Can you act out your favourite fairy tale in a show?

Talk and explore:

Here are some example questions to generate discussion about what we will be doing at school.

- What is a noun? Can you come up with an example? Why do we use them? What punctuation do they need?
- Where does a full stop go in a sentence? What other punctuation can be used?
- What is stewardship? When have you been a great steward?
- Explore everyday objects in your home- what materials are they made from?
- How are posters and leaflets made? What do people use to make them?

Read:

- Please continue to read with your child at home and discuss the characters and the themes in their books. When reading, please make a note in their planners.
- Please read a range of fiction and non-fiction books.
- Over the half term, we will be looking at the following: *The Last Book Before Bedtime*, *Dear Fairy Godmother* and *Little Red Riding Hood*.
- Please see book suggestions below for more books to explore.

Year 1/2 Home Learning

Spelling

For Year 1 the week's phonics sound and shared reader will be sent out on SeeSaw. Please practise this at home. The children will be informally assessed on their spelling of the sounds on a Monday. In Year 2, spellings will be set on Spelling Shed each week and the children will be tested the **following Monday**. There will be between 6-8 words that follow the sound they are learning or rule we are learning in class or recap a rule/ sound we have already looked at.

In Year 1, children continue to follow the Success for All Phonics scheme. They will learn a sound a week and this sound will be sent home via SeeSaw so you can practise it at home. Your child will also have a book matched with the sound they are working on at school, make sure to listen to your child reading this at home.

English

English home learning will be set via Seesaw/ paper copies on alternate Fridays with the expectation that the task will be completed by the following Thursday.

The tasks that are set will either link to the children's learning at school or they may be a spelling, punctuation and grammar activity or a reading task.

Here are some example questions to generate discussion about what we will be doing at school...

What is a capital letter? When should they be used?

What is an adjective? What is a noun? What is a verb? Can you spot these in a sentence?

Maths

Maths home learning will be set via Seesaw/ sent out via paper copy on alternate Fridays with the expectation that the task will be completed by the following Thursday.

The tasks that are will be in line with what the children have been learning that week in Maths, or they may look ahead to what we will be doing the following week.

Here are some example questions to generate discussion about what we will be doing at school. Not all of these will be covered at the beginning of the term.

- What are the number bonds to 10?
- What is an array?
- How many sides and corners does this 2D shape have? How many edges, faces and vertices does this 3D shape have?




Reading

This year we are promoting a love of reading, as it underpins all of the learning we do at school. Our curriculum includes exploration of a range of books, the children will have weekly trips to the library where they will be issued with a book of their choice and your child will continue to bring home a reading book, which is matched to their reading ability.

We expect the children to be reading five times a week at home with an adult. Please **record this in the planner every week**. We are happy for you to read to your child, share audio books, take turns in reading pages etc. but the most important thing is to talk about what has been read.

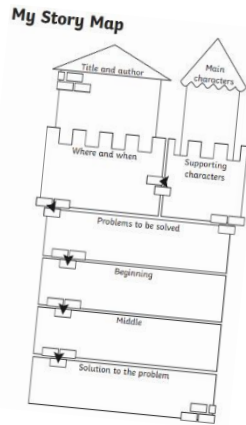
Planners will be collected on a Monday, to look at the learning that has happened at home, and returned on Tuesday in Y2. Y1 will be collected on a Thursday and returned on a Friday.

Books to explore...



English

Explore as many fairy tale stories as you can! What do you notice about the structure of them... Can you plan and write your own at home?



Year 1/2 Who's Afraid of the Big Bad Wolf?

Ideas for Home Learning to Further Support Your Child



Music

Give your child the opportunity to practise their Nativity songs! Can they teach you the lyrics?

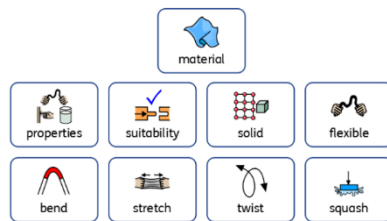


Explore your favourite Christmas songs- change the volume, pitch and tempo of your singing voices.

Science

Explore materials around the house...

Ask: Can you squash it? Can you stretch it? What happens when you roll it? Can you twist it? Does it bend?



DT

Watch this puppet show:

<https://www.youtube.com/watch?v=44ValRL7GiM> and discuss all of the different puppets. Think about the materials used, the colours and the details.

Maybe attempt to practise some sewing at home... we will be using a running stitch to sew our puppets.



Computing

Watch this video

<https://www.youtube.com/watch?v=4D8DcstpGEg> and see if you can practise any of the skills shown in the video.

