

Year 1/2 Curriculum Spring Term 1 2024

Dear Parents,

We hope you had a delightful Christmas and start to 2024! We are so excited to welcome your children back to school for another half term packed full of exciting learning.

We have another wonderful theme this half term, called Bright Lights, Big City, which we hope the children will love.

Please see suggested activities and reading to extend the children's learning at home and don't forget home learning is sent home every Friday either on SeeSaw or in the children's home learning books.

We look forward to seeing you soon!

Kind regards,

The Year 1/2 team

Key vocabulary for the upcoming theme:

United Kingdom, maps, symbols key, England, Scotland, Wales, Northern Ireland, London, Edinburgh, Cardiff, Belfast, landmarks, atlas, weather, continents, countries, oceans, physical features, settle, significant, achievement, Florence Nightingale, Mary Seacole, nursing, hospitals, battlefields, Crimean war, hygiene, cleanliness, patients, women's patients, collage, Lobo, paint, cityscape, London, 3D, layering, background, images, sketchbook, texture, pattern, photograph, camera, lighting, landscape, light source, clear, portrait, image, tool, digital

Theme

Our theme for this half term will continue to be **Bright Lights, Big City** and it will focus on the following subjects within the children's theme and English lessons:

English: We will be exploring three wonderful books to drive our writing curriculum for this half term... Katie in London, The Royal Baby's Big Red Bus and Paddington in London. We will be writing a new Paddington story with new adventures, and a persuasive, informative text to convince others to visit London! We will be focusing on the following skills: using capital letters for proper nouns, writing in past tense, using conjunctions to extend sentences and using different punctuation to demarcate different sentence types. Our Year 2s will also be looking at commas in a list, possessive apostrophes and using the suffixes +ful, +ness and +less.

Computing: In Computing, the children will learn to recognise that different devices can be used to capture photographs. They will gain experience capturing, editing, and improving photos. Finally, they will use this knowledge to recognise that images they see may not be real.

Art: The children will be developing their skills in block printing, collage and digital art whilst studying Brazilian artist, Lobo. They will be recreating a London cityscape in a Lobo pop art style with block printing and collage.

History: In History, the children will be reviewing the significance of Florence Nightingale and Mary Seacole. They will learn about the importance of each of these women, as well as learning about the impact they have had on our modern day lives.

Geography: In Geography, the children will be using maps, atlases and globes to identify the United Kingdom and its countries. They will be exploring the four countries of the UK's capital cities as well as identifying human and physical features in each country. Aerial photographs will be used to devise a simple map with some human and physical features in. The children will also be looking at seasonal and weather patterns in the UK.

Key notices:

- Please ensure children bring their planner into school every day. These will be checked at least once a week by the class teacher.
- Library day is Wednesday for all Year 1 and 2 classes.
- PE days: Kingfishers Tuesday and Thursday, Ladybirds Tuesday and Wednesday, Butterflies and Robins Monday and Wednesday.
- Please make sure your child's PE kit is labelled and in school every day. If your child cannot undertake PE for any reason, they need to bring in a note explaining why.
- As the cold weather continues, it is important that the children have appropriate cold weather clothing- please make sure this is named!

Home learning reminder

The children should be heard reading at home every day. Please record this in their planner.

In Year 2, we are using a new programme for our spellings called Spelling Shed. Your child's login is in the front page of their planner. We will set them a spelling rule each week and test them on the rule on Monday. Year 1 will continue with our Success for All phonics scheme. We will put the phonics sound the children have been learning on SeeSaw each week so you can practise this at home.

We will continue to use a mixture of SeeSaw and paper copies of homework. They will go out on a Friday and need to be returned for the following Wednesday.

Planners are checked by the child's class teacher every Monday in Y2 and Thursday in Y1, please make sure the planner has a parent signature. Thank you!

Year 1/2 Support at Home

Below are some ideas of what you can do with your child over the next half term to support the learning at school:

Practise:

-Spelling checks will take place every Monday. Please support your child by discussing the current week's phonics sound / spelling rules with them and the spellings they are learning.

-In Year 1, children should practise the sound they are working on that week, this can be found on SeeSaw.

-Continue to practise number facts, such as number bonds to 10 (e.g. $8+2=10$), number bonds to 20 ($18+2=20$) and number bonds to 100 ($80+20=100$) as well as counting in steps of 2s, 5s and 10s.

Play:

- With a camera- take some pictures, which is your favourite and why?
- Find scraps of paper and glue them onto a sheet to make a collage- this could be abstract or of a specific object, e.g. a house or landmark.
- On Google Earth/ a globe- which countries can you find and how quickly?
- With measure based equipment, scales/ rulers etc. What can we measure in the house? Bake a cake using scales!

Talk and explore:

Here are some example questions to generate discussion about what we will be doing at school.

- What is the difference between fiction and non-fiction? Explore the differences with books.
- What makes up a sentence? Explore creating 'silly sentences' using different subjects, objects and verbs.
- What does respect look like? What does respect sound like? When have you been respectful?
- Look through some family photos (recent and older). Discuss the differences over time... what do you notice? Which do you prefer? Why?
- What places have you been to in the UK? Look at photographs and talk about the experiences.
- Talk about significant people such as Florence Nightingale and Mary Seacole- why are they important? Who else do we know that is significant?

Read:

- Please continue to read with your child at home and discuss the characters and the themes in their books. When reading, please make a note in their planners.
- Please read a range of fiction and non-fiction books.
- Over the half term, we will be looking at the following: Katie in London, The Royal Baby's Big Red Bus and Paddington in London
- Please see book suggestions below for more books to explore.

Year 1/2 Home Learning

Spelling

For Year 1 the week's phonics sound, shared reader and phonics practise words will be sent out on SeeSaw each week. Please practise these at home. The children will be informally assessed on their spelling of the week's sound. In Year 2, spellings will be set on Spelling Shed each week and the children will be tested the **following Monday**. There will be 6 words that follow the sound or rule we are learning in class or recap a rule or sound we have already looked at.

Maths

Maths home learning will be set via Seesaw/ sent out via paper copy on alternate Fridays with the expectation that the task will be completed by the following Thursday.

The tasks that are will be in line with what the children have been learning that week in Maths, or they may look ahead to what we will be doing the following week.

Here are some example questions to generate discussion about what we will be doing at school. Not all of these will be covered at the beginning of the term.

- What number does the minute hand point to when it is 'o clock? What about half past?
- How do we measure mass/ height? Practise this!
- How many sides and corners does this 2D shape have? How many edges, faces and vertices does this 3D shape have?

English

English home learning will be set via Seesaw/ paper copies on alternate Fridays with the expectation that the task will be completed by the following Wednesday.

The tasks that are set will either link to the children's learning at school or they may be a spelling, punctuation and grammar activity or a reading task.

Here are some example questions to generate discussion about what we will be doing at school...

What is a capital letter? When should they be used?

What is a conjunction? Why do we use them?

Reading




We always promote a love of reading, as it underpins all of the learning we do at school. Our curriculum includes exploration of a range of books, the children will have weekly trips to the library where they will be issued with a book of their choice and your child will continue to bring home a reading book, which is matched to their reading ability.

We expect the children to be reading five times a week at home with an adult. Please **record this in the planner every week**. We are happy for you to read to your child, share audio books, take turns in reading pages etc. but the most important thing is to talk about what has been read.

Planners will be collected on a Monday, to look at the learning that has happened at home, and returned on Tuesday in Y2. Y1 will be collected on a Thursday and returned on a Friday.

In Year 1, children continue to follow the Success for All Phonics scheme. They will learn a sound a week and this sound will be sent home via SeeSaw so you can practise it at home. Your child will also have a book matched with the sound they are working on at school, make sure to listen to your child reading this at home.

Books to explore...



English

Explore books about the UK and London! Find out as many facts as you can about the UK and present the information in a poster or leaflet. You could use the template if you'd like to...



Year 1/2 Bright Lights, Big City

Ideas for Home Learning to Further Support Your Child



Geography

Explore Google Earth and identify the United Kingdom, its countries and its capital cities. You could use street view to have a virtual tour of some of the cities too!



Art

Using an art material that is available to you at home (pencils, pens, paints, collage etc.) create a Lobo style Mickey artwork! Link: https://lobopopart.com.br/wp-content/uploads/2020/08/Mickey_Pop_Art.pdf



History

Explore the BBC Bitesize webpage about Mary Seacole. Think about why she is important:



<https://www.bbc.co.uk/bitesize/articles/zjsxcqt>



Explore the BBC Bitesize webpage about Florence Nightingale. Think about why she is important:

<https://www.bbc.co.uk/bitesize/articles/znsct39>

Computing

Use a camera to take some pictures... explore taking pictures in different lighting and what settings cameras have to help us capture pictures in low lighting. Discover different effects we can use when we take pictures and edit pictures.

