

Year 1/2 Curriculum Spring Term 2 2024

Dear Parents,

We hope you had a great half term break! As always, we are eager to welcome your children back to school for another half term packed full of amazing learning.

We have another superb theme this half term, called **Aye Aye Captain**, which we are certain the children will love! We are extra excited to take the children along to SeaCity Museum on 8th March!

Please see suggested activities and reading to extend the children's learning at home and don't forget home learning is sent home every Friday either on SeeSaw or in the children's home learning books.

Kind regards,

The Year 1/2 team

Key vocabulary for the upcoming theme:

Geography: Titanic, Atlantic Ocean, Southampton, New York, countries, settlements, capital city, city, town, village, continents, equator, ocean, compass, direction, maiden voyage, North, East, South, West.

History: iceberg, shipwreck, sink, crew, disaster, engine room, boiler, flooded, lifeboat, passengers, wreckage, White Star Line.

Music: sea shanty, rhythm, repeat, tune, pulse, pitch, dynamics, timbre, layers, tune, tempo, pause.

DT: design, instructions, health and safety, Thomas Andrews, equipment, unsinkable, materials, cut, shape, join, strong, evaluate.

Theme

Our theme for this half term will continue to be **Aye Aye Captain** and it will focus on the following subjects within the children's theme and English lessons:

English: The children will be exploring the book Samson's Titanic Journey and writing a diary entry from the point of view of Samson the mouse. They will then write a non-fiction recount of the events of the Titanic using information books about the Titanic to collect facts. Finally, the children will write a letter/message to Sea City Museum staff answering the question- Titanic: what happened and how do we know? We will be looking at the following skills throughout our writing journeys: writing in first person, time conjunctions, capital letters for days of the week, adjectives, expanded noun phrases, past tense and past progressive tense, +er and +est suffixes.

History: In History, the children will select sources to tell particular parts of the story of Titanic and investigate different images and written accounts. They will consider why and how the 'unsinkable' Titanic sank; why more people weren't saved; and what the best ways are of stopping disasters like the sinking of the Titanic from ever happening again. They will learn about the changes to safety regulations as a result of the enquiry findings. They will examine Titanic's final moments and the many interpretations of it. They will understand that they may be different interpretations of the same event.

Geography: The children will track the journey of the Titanic and its destination, name, locate and identify characteristics of the four countries and capital cities of the United Kingdom and its surrounding seas. They will locate on a map where the Titanic was designed in Liverpool and then built in Belfast. They will look at a photographic image of Southampton where the Titanic set sail from and label its physical and manmade features. They will locate the Titanic's destination, New York, on an atlas. The children will write postcards and diary entries in role as a first or third class passenger.

Music: The children will appreciate the value of sea shanties; explore the sounds made by the different stringed instruments and make a sound scape for events of the journey of the Titanic voyage from leaving port to sinking. They will be creating their own interpretation of a sound journey linked to the events of the Titanic.

DT: In DT the children will make models of The Titanic. They will look at unsuccessful models of the Titanic and suggest ways to improve the models, write instructions to make a Titanic model, then create and evaluate a Titanic model.

Key notices:

- Please ensure children bring their planner into school every day. These will be checked at least once a week by the class teacher.
- Library day is Wednesday for all Year 1 and 2 classes.
- PE days: Kingfishers Tuesday and Thursday, Ladybirds Tuesday and Wednesday, Butterflies and Robins Monday and Wednesday.
- Please make sure your child's PE kit is labelled and in school every day. If your child cannot undertake PE for any reason, they need to bring in a note explaining why.
- As the cold and wet weather continues, it is important that the children have appropriate cold weather clothing- please make sure this is named!

Home learning reminder

The children should be heard reading at home every day. Please record this in their planner.

In Year 2, we use Spelling Shed your child's login is in the front page of their planner. We will set them a spelling rule each week and test them on the rule on Monday. Year 1 will continue with our Success for All phonics scheme. We will put the phonics sound the children have been learning on SeeSaw each week so you can practise this at home.

We will continue to use a mixture of SeeSaw and paper copies of homework. They will go out on a Friday and need to be returned for the following Wednesday.

Planners are checked by the child's class teacher every Monday in Y2 and Thursday in Y1, please make sure the planner has a parent signature. Thank you!

Year 1/2 Support at Home

Below are some ideas of what you can do with your child over the next half term to support the learning at school:

Practise:

-Spelling checks will take place every Monday. Please support your child by discussing the current week's phonics sound / spelling rules with them and the spellings they are learning.

-In Year 1, children should practise the sound they are working on that week, this can be found on SeeSaw.

-Continue to practise number facts, such as number bonds to 10 (e.g. $8+2=10$), number bonds to 20 ($18+2=20$) and number bonds to 100 ($80+20=100$) as well as counting in steps of 2s, 5s and 10s.

Talk and explore:

Here are some example questions to generate discussion about what we will be doing at school.

- What is a diary? Have you ever kept one? Recap the week in diary form, going through what you did on different days.
- What different sentence types are there? Say a statement. Make a command. Ask a question. Share an exclamation!
- Talk about 1st, 2nd and 3rd class passengers- discuss why each type of passenger was taking the journey to America.
- Have you ever been over the Atlantic Ocean? Where were you heading?
- Why do people make models? What would you make a model for?

Play:

- Make a model from clean items you can find in your recycling bin!
- Role play being a 1st, 2nd or 3rd class passenger ready to board the Titanic.
- Use Google Earth to find the route the Titanic took.
- Sing along and search for your favourite sea shanty!
- Play with different household items to see if you can make sea/ water like sounds.

Read:

-Please continue to read with your child at home and discuss the characters and the themes in their books. When reading, please make a note in their planners.

- Please read a range of fiction and non-fiction books.
- Over the half term, we will be looking at the following: Samson's Titanic Journey, The History of the Titanic and National Geographic Titanic.
- Please see book suggestions below for more books to explore.

Year 1/2 Home Learning

Spelling

For Year 1 the week's phonics sound, shared reader and phonics practise words will be sent out on SeeSaw each week. Please practise these at home. The children will be informally assessed on their spelling of the week's sound. In Year 2, spellings will be set on Spelling Shed each week and the children will be tested the **following Monday**. There will be 6 words that follow the sound or rule we are learning in class or recap a rule or sound we have already looked at.

Maths

Maths home learning will be set via Seesaw/ sent out via paper copy on alternate Fridays with the expectation that the task will be completed by the following Wednesday.

The tasks that are will be in line with what the children have been learning that week in Maths, or they may look ahead to what we will be doing the following week.

Here are some example questions to generate discussion about what we will be doing at school. Not all of these will be covered at the beginning of the term.

- What is a fraction? (An equal part of a whole)
- What can we use to measure? When have you measured something? Why and how?
- How many sides and corners does this 2D shape have? How many edges, faces and vertices does this 3D shape have?

English

English home learning will be set via Seesaw/ paper copies on alternate Fridays with the expectation that the task will be completed by the following Wednesday.

The tasks that are set will either link to the children's learning at school or they may be a spelling, punctuation and grammar activity or a reading task.

Here are some example questions to generate discussion about what we will be doing at school...

What is an adjective? Why do we use them?

When do we use the past tense? Can you think of any words that are past tense? What books can we find past tense words in?

Reading






We always promote a love of reading, as it underpins all of the learning we do at school. Our curriculum includes exploration of a range of books, the children will have weekly trips to the library where they will be issued with a book of their choice and your child will continue to bring home a reading book, which is matched to their reading ability.

We expect the children to be reading five times a week at home with an adult. Please **record this in the planner every week**. We are happy for you to read to your child, share audio books, take turns in reading pages etc. but the most important thing is to talk about what has been read.

Planners will be collected on a Monday, to look at the learning that has happened at home, and returned on Tuesday in Y2. Y1 will be collected on a Thursday and returned on a Friday.


In Year 1, children continue to follow the Success for All Phonics scheme. They will learn a sound a week and this sound will be sent home via SeeSaw so you can practise it at home. Your child will also have a book matched with the sound they are working on at school, make sure to listen to your child reading this at home.

Books to explore...



English

Write down everything you already know about the Titanic. Write down questions that you'd like the answers to, like *Where did the Titanic sink?*



Year 1/2 Aye Aye Captain

Ideas for Home Learning to Further Support Your Child



Geography

Can you find out the route that the Titanic took from where it was built to where it was heading? Use Google Maps to explore the locations.



DT

Hunt for appropriate materials to help make your Titanic ship! Think about which items will be used for different parts of the ship and bring the items into school.



History

Can you find out what these Morse code messages say? Use a morse code translator to help! These were messages sent from the Titanic when it hit the iceberg.



<https://www.codebug.org.uk/learn/step/540/morse-code-alphabet/>

Music

Sing sea shanties! Have a go with this one...



<https://www.youtube.com/watch?v=ByJZTmI4sLw>