

Year 3/4 Curriculum Summer Term 2023

Dear Parents,

We hope you have all had a great half term. We are looking forward to our last half term with the children as we begin our final theme of the year, Mother Earth.

This leaflet outlines the learning the children will be undertaking over the next seven weeks. We have also included some useful websites and books the children may want to explore to support them in their learning about Mother Earth!

As you know, this half term children will also be participating in Sports Day, they will have their transition day for their new class and we have our open evening and picnic on the 19th July. The children will have produced beautiful art sculptures, which will be set up in their classrooms on the open evening, so please do head in and look! You will also be receiving the children's end of year reports in July.

We look forward to working with you all again this half term!

Kind regards,

The Year 3/4 team

Key vocabulary for the upcoming theme:

cardinal points, compass, direction, plant, stigma, flower, petal, seed, pollen, stamen, stem, leaf, root, dispersal, reproduction, germinate, pollinate, fertilise, life cycle, photosynthesis, significance, conservation, environment, David Attenborough, Greta Thunberg, flowers, artist, style, sculpture, materials, colour, embellishment, paper mâché, design, Computer Aided Design (CAD), project, resize, stretch, fill and create.

Theme:

Our theme for this half term will continue to be **Mother Earth** and it will focus on the following:

English: We will be using a book called **The Promise by Nicola Davies** to drive our writing. We will develop our narrative skills by sequencing and writing about the book in first person, using dialogue.

We will also be using a book called **The Lost Words by Robert McFarlane** to create an information leaflet around a plant of their choice. We will then be moving on to use the book to write a poem to describe elements of British Wildlife.

Art: In art we will plan, collect and develop ideas to inform our own sculpture including scale. Make framework and armatures to support the model. Apply Mod-roc and or paper mâché to build form to a framework. Build and construct structures, joining two or more parts of a sculpture successfully. Make wire sculpture - teach twisting, bending, manipulating to achieve desired shape. Use mod roc/ mâché to build up shape of petals. Decorate with embellishments with beads/ sequins etc. using glue gun (with supervision), adding detail using pens etc. (refer back to detail achieved in drawings)

Computing: In Computing this half term, we will be learning to use a CAD programme to complete a given design task: to create a design of a garden. We will be exploring TinkerCAD and the tools within this programme to create an effective garden design.

Geography: In Geography this half term, we will be looking at the United Kingdom and locating counties and cities on the map. We will be looking at National Parks and focusing on the South Downs. We will particularly be at the physical features. We will also develop our mapping skills.

History: In History, we will look at significant individuals and their achievements in conservation of the planet, plant life etc. Place them on a timeline and consider the concept of significance and what made them so. The two conservationists we will be looking at are: Greta Thunberg and David Attenborough

Science: In science, we will be looking at plants and the different ways that they grow and survive on our Earth. We will be completing many experiments, including dissecting a plant, to really understand the features and functions of a plant, including their life cycles. This will aid and progress our understanding of why plants are so important on Mother Earth.

Key notices:

- Please ensure children bring their planners in to school every day. These will be checked at least once a week by the class teacher.
- Y3 library day is Tuesday, Y4 library day is Wednesday.
- PE days are: Y3 Tuesday and Wednesday, Y4 Wednesday and Friday.
- Please make sure your child's PE kit is labelled and in school every day. If your child cannot undertake PE for any reason, they should bring a note explaining why. If your child cannot undertake PE for any reason, they should bring a note explaining why.
- As the weather becomes warmer, it is important that the children have a named water bottle with them in school, a named hat and their own named sun cream.

Home learning reminder

The children should be heard reading at home at least three times a week. Please record this in their planner.

The children should complete five sessions on Times Tables Rockstars per week, this should also be recorded in their planner.

Spellings are sent home on Tuesday to practise and tested the following Monday.

Planners are checked by the child's class teacher every Monday, please make sure the planner has a parent signature. Thank you!

Year 3/4 Support at home

Below are some ideas of what you can do with your child over the next half term to support the learning at school:

Practise:

- Spelling tests will take place every Monday. Please support your child by discussing the current week's spelling rules with them and the spellings they are learning. In the back of their planners is a list of words they should be able to spell in KS2 (page 110 and 111).
- Please aim for five sessions on TT Rockstars per week.

Play:

- Make sculptures out of everyday things- blutac, play dough, leaves and twigs
- Explore a CAD programme, we will be using TinkerCAD at school
- Hunt for National Parks on a map visit a National Park- The New Forest
- Watch a documentary by David Attenborough
- Grow some plants at home

Talk and explore:

Here are some example questions to generate discussion about what we will be doing at school.

- What is an expanded noun phrase? Can you come up with an example? Why do we use them?
- What is courage? Have you ever been courageous?
- What words do you think we will 'lose' in the next ten years, if any?
- What is CAD? What is it used for?
- What are the four countries of the UK? What are their capital cities? Can you find them on a map?
- What is a conservationist? What do they do?
- How do plants thrive?

Read:

- Please continue to read with your child at home and discuss the characters and the themes in their books. When reading, please make a note in their planners.
- Don't forget to read a range of fiction and non-fiction books!
- Over the half term, we will be looking at the following: The Promise by Nicola Davies and The Lost Words by Robert McFarlane feel free to explore these book.
- Please see book suggestions below for more books to explore.

Year 3/4 Home Learning

Spelling

These will be sent home every Tuesday and tested the following Monday.

There will be between 6-8 words that follow the rule we are looking at in class.

As part of the test, we will add two further words that follow this rule plus two words from a previous week's spelling home learning.

This will help us determine if the children have retained their previous spellings and are able to apply spelling rules.

Maths

Maths home learning will be set via Seesaw on alternate Fridays with the expectation that the task will be completed by the following Wednesday.

The tasks that are will be in line with what the children have been learning that week in Maths, or they may look ahead to what we will be doing the following week.

Here are some example questions to generate discussion about what we will be doing at school. Some of these will not be covered at the beginning of the term.

- The minute hand is on the V and the hour hand is on the III. What is the time?
- The perimeter of a triangle is equal to the perimeter of a square. The perimeter of the triangle is 36cm. What is the length of each side of the square?

English

English home learning will be set via Seesaw on alternate Fridays with the expectation that the task will be completed by the following Wednesday.

The tasks that are set will either link to the children's learning at school or they may be a spelling, punctuation and grammar activity or a reading task.

Here are some example questions to generate discussion about what we will be doing at school...

What is speech? How do we punctate it?

What is a homophone? Why are homophones challenging to spell? How can we remember homophone spellings?









Reading

This year we are promoting a love of reading, as it underpins all of the learning we do at school.

We expect the children to be reading five times a week at home. Please can **three** of these times be to an adult and **this needs to be recorded and signed in the planner every week**. We are happy for you to read to your child, share audio books, take turns in reading pages etc. but the most important thing is to talk about what has been read.

Planners will be collected on a Monday, to look at the learning that has happened at home, and returned on Tuesday.

Books to explore...



Websites:

<https://www.bbc.co.uk/bitesize/topics/zy66fg8>

<http://kinooze.com/our-mother-our-earth/>

<https://www.activityvillage.co.uk/earth-day>

<https://www.wildlifetrusts.org/30dayswild>

<https://www.wildlifewatch.org.uk/activities>

<https://www.woodlandtrust.org.uk/blog/2020/03/tree-id-kids/>